

Road Map

Power Supply

※ Red words are new products

NEW

NCP-3200-1U-15U
 Max. 128kW



NCP-3200-1U-22U
 Max. 230kW

NCP-3200-1U-30U
 Max. 320kW

RST-15K-2U-15U
 Max. 75kW

RST-15K-2U-30U
 Max. 180kW

RST-15K-2U-22U
 Max. 135kW



SHP-30K-2U-15U
 (under development)
 Max. 150kW


SHP-30K-2U-22U
 (under development)
 Max. 270kW

SHP-30K-2U-30U
 (under development)
 Max. 360kW

Customized
 Max. 42U
 Max. 510kW

10kW 50kW 100kW 200kW 300kW 400k 500K Watt

※ Red words are new products



MEAN WELL All Rights Reserved

Product Introduction

System Power

■ Power supply

| Model | NCP-3200 (1U) | | RST-15K (2U) | | SHP-30K (2U) | |
|-------------|-----------------|------------------|-----------------|------------------|-----------------|------------------|
| Cabinet (U) | Number of units | Total Power (KW) | Number of units | Total Power (KW) | Number of units | Total Power (KW) |
| 15 | 40 | 128 | 5 | 75 | 5 | 150 |
| 22 | 72 | 230 | 9 | 135 | 9 | 270 |
| 30 | 100 | 320 | 12 | 180 | 12 | 360 |

■ Energy Recycle System

| Model | BIC-2200 (1U) | | ERG-5000 (2U) | |
|-------------|-----------------|------------------|-----------------|------------------|
| Cabinet (U) | Number of units | Total Power (KW) | Number of units | Total Power (KW) |
| 15 | 40 | 88 | 10 | 50 |
| 22 | 72 | 158 | 18 | 90 |
| 30 | 100 | 220 | 24 | 120 |


Product Introduction

System Power


Configuration of 1U Product

| Model | NCP-3200 | | BIC-2200 | |
|-------|----------|-------|-------------|-------|
| | Cabinet | Units | Total power | Units |
| 15U | 40 | 128KW | 40 | 88KW |
| 22U | 72 | 230KW | 72 | 158KW |
| 30U | 100 | 320KW | 100 | 220KW |

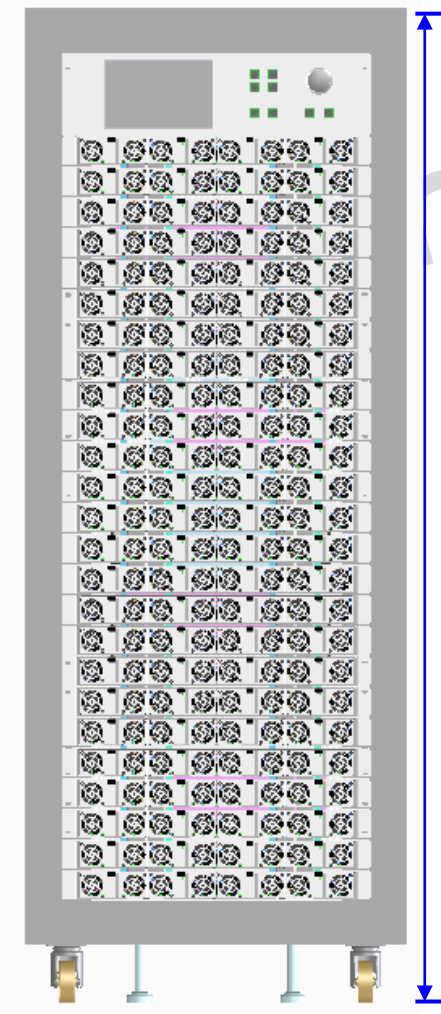
15U



22U



30U



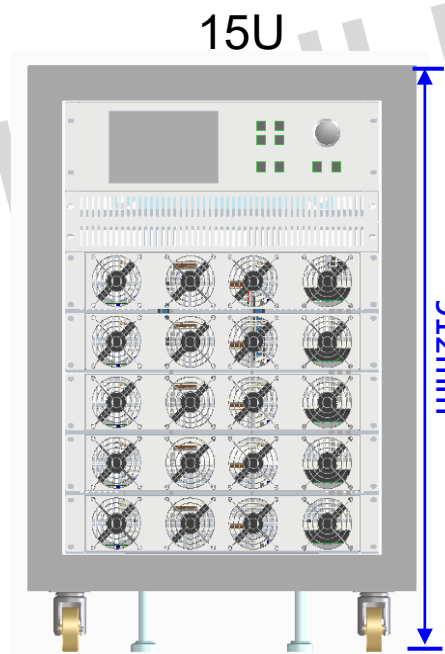
MEAN WELL

Product Introduction

System Power

Configuration of 2U Product

| Model | RST-15K | | SHP-30K | | ERG-5000 | |
|---------|---------|-------------|---------|-------------|----------|-------------|
| Cabinet | Units | Total power | Units | Total power | Units | Total power |
| 15U | 5 | 75KW | 5 | 150KW | 10 | 50KW |
| 22U | 9 | 135KW | 9 | 270KW | 18 | 90KW |
| 30U | 12 | 180KW | 12 | 360KW | 24 | 120KW |



System Power

Flexible

- Flexibly expand output power up to **510kW**
- Support hot-plug (hot swap)

Intelligent

- Smart controller **CMU2** available
- Digitalized design, precise control on parameters
- **Software & firmware ready** for different applications

Programmable

- **Programmable** output voltage and current
- Diversified **communication protocols** are available

Smart UI

- **Web UI** ready for monitor and control locally or remotely

Remote Control

